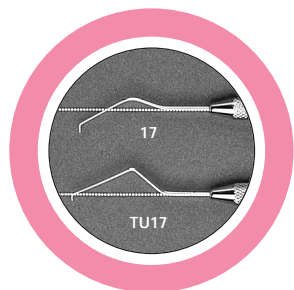




EXPLORERS

Used for caries and calculus detection, exploration of pocket characteristics, furcations, fillings and tooth morphology.

SINGLE-END



TU17 balanced tip explorer compared to a 17 explorer. The tip of the TU17 explorer is centered on a line running through the long axis of the handle.

3	3A [SS]	6 [SS]	6A	6L 9mm [SS]	6XL 12mm	8	9 [SS]	17	20F Orban	23 Shepherd's Hook [SS]	54	NT1 Novatech™	TU17 Wilkins /Tufts [SS]
258849 EXS3	199931 EXS3A	208914 EXS6	691763 EXS6A	422797 EXS6L	204412 EXS6XL	108502 EXS8	203483 EXS9	682454 EXS17	148474 EX20F	751537 EXS23	507296 EXS54	252557 EXSQNT1	673838 EXTU17

- _____ Sonden
- _____ Explorateurs
- _____ Sonde Doppie
- _____ Exploradores


DID YOU KNOW...
All explorers can be ordered separately or in packages of six.

[SS] Also available with Satin-Steel handle

EXPLORERS

Used for caries and calculus detection, exploration of pocket characteristics, furcations, fillings and tooth morphology.


DOUBLE-END



1

Strong mini explorer for detecting and penetrating apical foramen in limited-access areas.


302589
EXD1



2

[SS]

409901
EXD2




2A
Pigtail

310336
EXD2A



2H

924016
EXD2H




3

138061
EXD3



3CH
Cowhorn
[SS]
214965
EXD3CH



3ES
[SS]


694495
EXD3ES



5
[SS]

572993
EXD5

Combination of #17 end for subgingival calculus detection and #23 end for caries detection.



6

118362
EXD6



11
Briault

194123
EXD11

- _____ Sonden
- _____ Explorateurs
- _____ Sonde Doppie
- _____ Exploradores

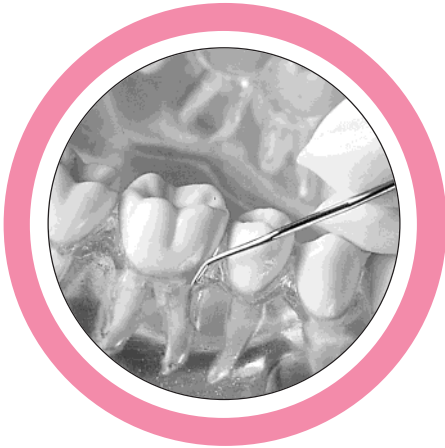
DID YOU KNOW...

Hu-Friedy DURASPOND™ explorers are handcrafted from a specially blended steel alloy to make them flexible and resistant.


[SS] Also available with Satin-Steel handle

EXPLORERS

DOUBLE-END




To correctly adapt the tip of the ODU11/12 explorer, place the tip interproximally so that the terminal shank is parallel to the long axis of the tooth.



23/6

264954
EX23/6



EN1


For improved reach into interproximal areas.

281131
EXDEN1




JF17
Friedman

280666
EXDJF17



ODU 11/12
Old Dominion
University
[SS]
965294
EXD11/12

Ideal for posterior calculus detection on proximal, lingual and facial surfaces of gingival pockets.



9/TU17

480665
EX9/TU17



11/12AF
After-Five™
[SS]
471011
EXD11/12AF

Similar to EXD11/12, but 3mm longer at the terminal shank for better access to deeper pockets.



TU17/23
Wilkins/Tufts
[SS]
300462
EXTU17/23

- _____ Sonden
- _____ Explorateurs
- _____ Sonde Doppie
- _____ Exploradores

DID YOU KNOW...

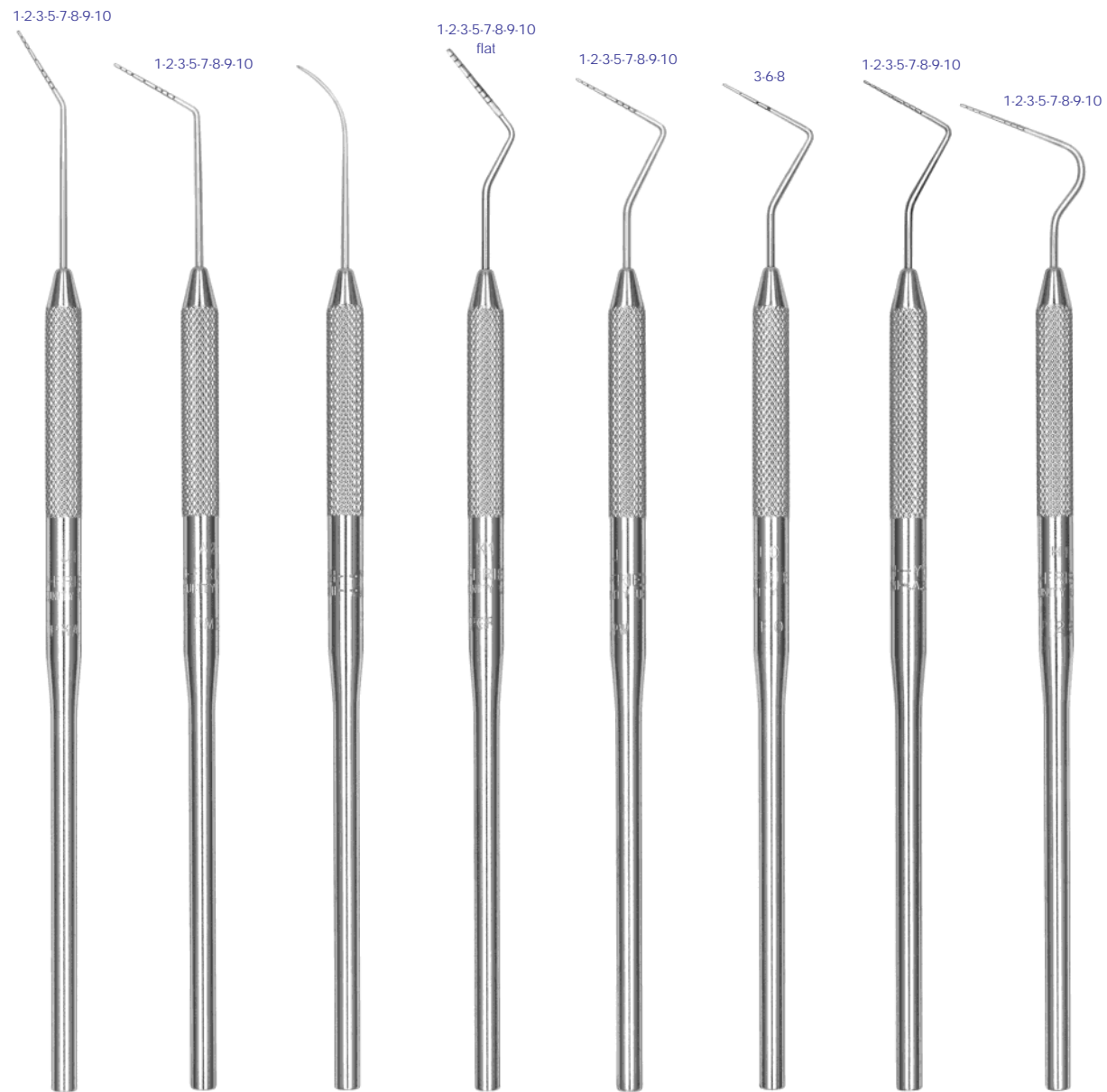
The ODU 11/12 explorer has to be placed interproximally so that the terminal shank is parallel to the long axis of the tooth.

[SS] Also available with Satin-Steel handle

PROBES

Used to assess periodontal pocket depths as well as buccal and lingual furcations of molars.

SINGLE-END



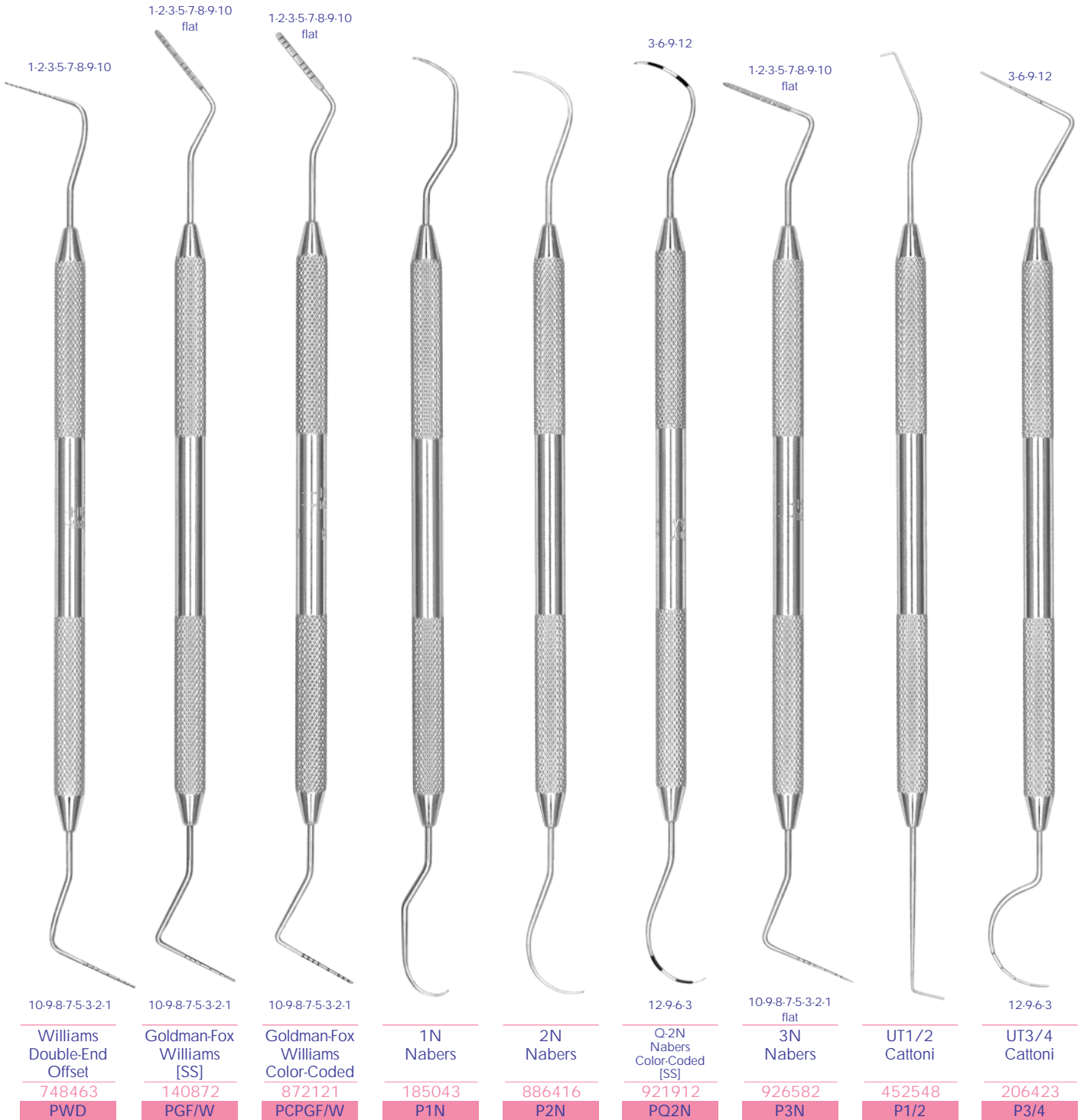
Merritt A	Merritt B	Gilmore	Goldman-Fox	Williams [SS]	Michigan "O"	Michigan "O" with Williams Markings	Glickman 26G
106615	162663	102318	156329	945188	132217	392405	456195
PMA	PMB	PGIL	PGF	PW	PO	POW	P26G

Parodontometer
 Sondes Parodontales
 Sonde Parodontali
 Sondas

[SS] Also available with Satin-Steel handle

PROBES

DOUBLE-END



Parodontometer
 Sondes Parodontales
 Sonde Parodontali
 Sondas













DID YOU KNOW . . .

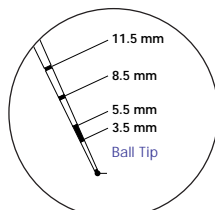
Nabers Probes 1N, 2N, and O-2N are used to assess furcation areas.

[SS] Also available with Satin-Steel handle

PROBES/QULIX™ COLOR-CODED

Qulix™ probes are color-coded with black markings that are accurate and smoothly finished. The color-coding does not chip, flake, or fade.

 <p>2-4-6-8-10-12</p>	 <p>3-6-8-11</p>	 <p>1-2-3-5-7-8-9-10</p>	 <p>3-6-8-11</p>	 <p>3-6-9-12</p>	 <p>3-5-8-10</p>	 <p>1-2-3-4-5-6-7-8-9-10-11-12-13-14-15</p>
	<p>CP-8</p> <p>774952</p> <p>PCP8</p>	<p>CP-10 [SS]</p> <p>777587</p> <p>PCP10</p>	<p>CP-11 [SS]</p> <p>787345</p> <p>PCP11</p>	<p>CP-12 [SS]</p> <p>193097</p> <p>PCP12</p>	<p>CP-18 [SS]</p> <p>909807</p> <p>PCP18</p>	<p>CP-15UNC University of North Carolina [SS]</p> <p>937711</p> <p>PCPUNC15</p>
<p>BALL-END</p> <p>3.5-5.5-8.5-11.5</p>						
	 <p>3-6-8</p>	 <p>1-2-3-5-7-8-9-10</p>	 <p>1-2-3-5-7-8-9-10</p>	 <p>3.5-5.5-8.5-11.5</p>	 <p>1-2-3-5-7-8-9-10</p>	
<p>CP2</p> <p>659657</p> <p>PCP2</p>	<p>PQ-O Michigan</p> <p>299774</p> <p>PQO</p>	<p>PQ-W Williams [SS]</p> <p>748307</p> <p>PQW</p>	<p>PQ-OW† Thin [SS]</p> <p>208396</p> <p>PQOW</p>	<p>CP-11.5B* Screening Probe [SS]</p> <p>159476</p> <p>PCP11.5B</p>	<p>Maryland Moffitt</p> <p>500593</p> <p>PCPMDB</p>	



Parodontometer - Farbcode
 Sondes colorées
 Sonde Parodontali
 Sondas/Qulix

MAINTENANCE TIP

Hu-Friedy QULIX™ Color-Coded Probes may be ultrasonically cleaned, autoclaved, chemiclaved, or dry-heat sterilized and will withstand temperatures up to 350° F/176° C.

†Michigan "O" with Williams markings.

* Hu-Friedy's WHO style Probe.

[SS] Also available with Satin-Steel handle

PROBES/NOVATECH™
Unique right angle design for improved adaptability in posterior regions.

COLOR-CODED



Conventional Probe



Novatech™ Probe

	1-2-3-5-7-8-9-10	3-6-8-11	3-5-5.5-8.5-11.5	1-2-3-4-5-6-7-8-9-10-11-12
3-6-9-12				
	CP-NT2W	CP-NT11	CP-NT11.5B Ball-End*	CP-NT12
	307122	103713	604097	405876
	PCPNT2W	PCPNT11	PCPNT11.5B	PCPNT12
	1-2-3-4-5-6-7-8-9-10-11-12-13-14-15	1-2-3-5-7-8-9-10		
	CP-NT2 [SS]	CP-NT15		CP-NTOW† [SS]
	475424	213179		247839
	PCPNT2	PCPNT15		PCPNTOW

Novatech - Parodontometer
 Sondes Novatech
 Sonde Novatech
 Sondas/Novatech

† Michigan "O" with Williams markings.

* Hu-Friedy's WHO style Probe.

[SS] Also available with Satin-Steel handle

EXPROS

A double-end instrument with an explorer on one end and a probe on the other. Used for detection and assessment of pocket depths.




Sonden-Parodontometer-Kombination
 Combinaison Sondes-Explorateurs
 Sonde Combinée
 Combinación-Explorador

† Michigan "O" with Williams markings.


[SS] Also available with
 Satin-Steel handle

EXPROS


COLOR-CODED



10-9-8-7-5-3-2-1
23/QW
Williams
640565
XP23/QW



10-9-8-7-5-3-2-1
23/QOW†
[SS]
782432
XP23/QOW



11-8-6-3
23/CP-8
413291
XP23/8



11-8-6-3
23/CP-11
559423
XP23/11



11.5-8.5-5.5-3.5
23/CP-11.5B
Ball-End*
[SS]
578231
XP23/11.5B



12-9-6-3
23/CP-12
[SS]
632074
XP23/12



12-9-6-3
NT3
132519
XPNT3



10-9-8-7-5-3-2-1
NT3W
Williams
269727
XPNT3W



15-14-13-12-11-10-9-8-7-6-5-4-3-2-1
23/UNC15
University of North Carolina
971677
XP23/UNC15



15-14-13-12-11-10-9-8-7-6-5-4-3-2-1
TU-17/
UNC15‡
139289
XPTU17/15

Sonden-Parodontometer-Kombination
Combinaison Sondes-Explorateurs
Sonde Combinate
Combinación Sonda-Explorador

‡ Wilkins Tufts University of North Carolina.

† Michigan "O" with Williams markings.

* Hu-Friedy's WHO style Probe.

[SS] Also available with Satin-Steel handle

Sickle-shaped explorer for universal application combined with a color-coded probe.

DRESSING PLIERS

Used to grasp or transfer materials in and out of the oral cavity. All dressing pliers are made of heavy-gauge heat-treated stainless steel and have a positioning pin to prevent tip bending and misalignment.



1 Perry	2 College	3	17	18	18L Locking	19
280526 DP1	488143 DP2	193119 DP3	565334 DP17	825603 DP18	176494 DP18L	769878 DP19

- _____ Dressing pliers
- _____ Pincas à pansements
- _____ Pinzette medicazione
- _____ Pinzas para vendajes

...DID YOU KNOW...

All Dressing Pliers have serrated tips for a positive grip.

MIRRORS

Used for indirect vision, retraction of lips, cheeks, and tongue as well as illumination of dark areas.

MOUTH MIRRORS AND HANDLES

All Mouth Mirrors are:


- Front surface rhodium-coated.
- Clear, distortion-free.
- Smoothly finished for maximum patient comfort.

OVERSIZED MIRRORS

Hinged to adjust angle.



Mouth Mirror #4
30° Angulation
American thread
Ø 22mm
650668
MIR4
Conical shank




Mouth Mirror #4
European thread
ISO standard
Ø 22mm
448133
M4C
Simple shank.
Only available by
the dozen.



Mirror #7
Ø 38 mm
680842
M7H
Chemical sterilants only!



Mouth Mirror #5
30° Angulation
American thread
Ø 24 mm
767735
MIR5
Conical shank



Mouth Mirror #5
European thread
ISO standard
Ø 24 mm
362514
M5C
Simple shank. Only
available by the dozen.



Mirror #8
Ø 50,8 mm
722375
M8H
Chemical sterilants
only!

Mirror-handle
Satin-Steel
mit konischem
Ansatz
328405
MHE6
European thread

Cone Socket
Mirror
Handle
113778
MH0175E
European thread

#24
Cone Socket
Mirror Handle
303062
MH24
American
thread

#1
Cone Socket
Mirror Handle
971219
MH1
American
thread

Mouth mirrors
Miroirs à bouche
Specchietti
Espejo de Boca

...DID YOU KNOW...

Mirrors with American thread are also available by the dozen:
MIR4/12: 259373
MIR5/12: 140422

Oversized Mirrors are used for:

- Intra-oral and extra-oral photography.
- Patient education.
- Paralleling the occlusal plane.